



DATA Act

BETTER DATA. BETTER DECISIONS.
BETTER GOVERNMENT.

DATA Act Implementation

ARC Customer Day


May 10, 2017

Renata Maziarz

Director for Data Transparency
U.S. Department of the Treasury
Bureau of Fiscal Service

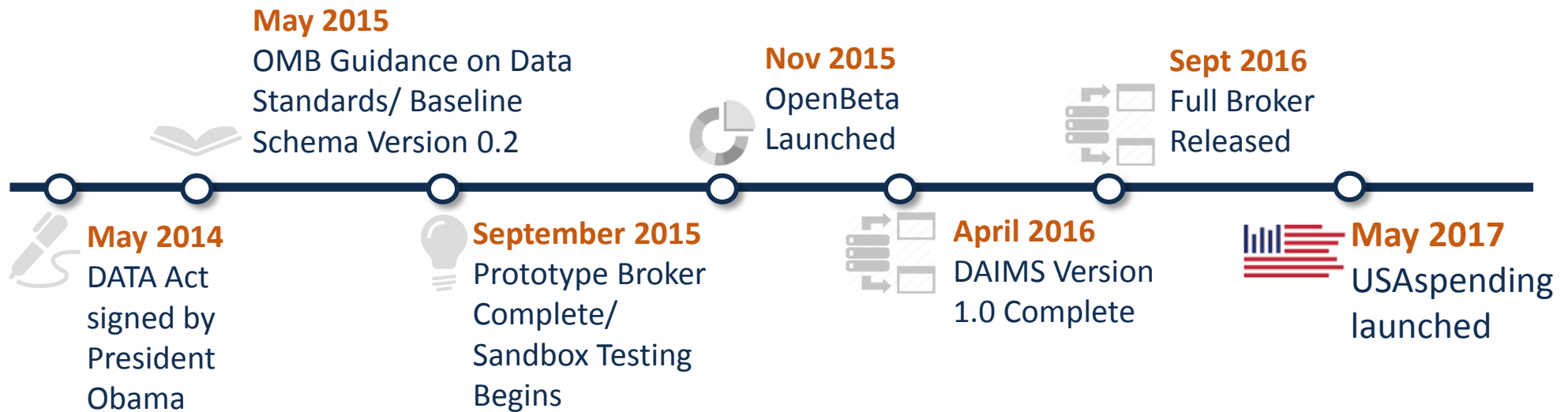
Emily White

Program Analyst
U.S. Department of the Treasury
Bureau of Fiscal Service



The DATA Act establishes government-wide financial data standards and increases the **availability**, **accuracy**, and **usefulness** of federal spending information.

What we've accomplished





In 2016, the U.S. government spent **\$3.85 trillion dollars**

How was that money used? We have the answers.

See the Breakdown



Start Your Search




DATA Act Analytics



We need to...

have a complete and thorough understanding of DATA Act data



educate end users about the data



have proper metrics and data concerning its performance

...so that

we can partner with government entities and assist in the development of analytic tools targeting improvements to efficiency and effectiveness

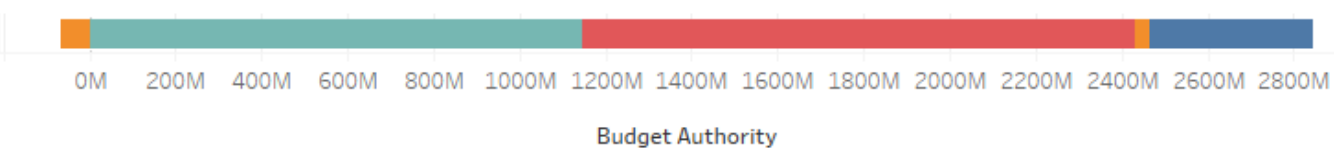
the public can better understand how the federal government uses taxpayer funds

we can make data-driven decisions and quantify effectiveness



Sample SBA Dashboard: Total Budget Authority by TAS

Total Budget Authority



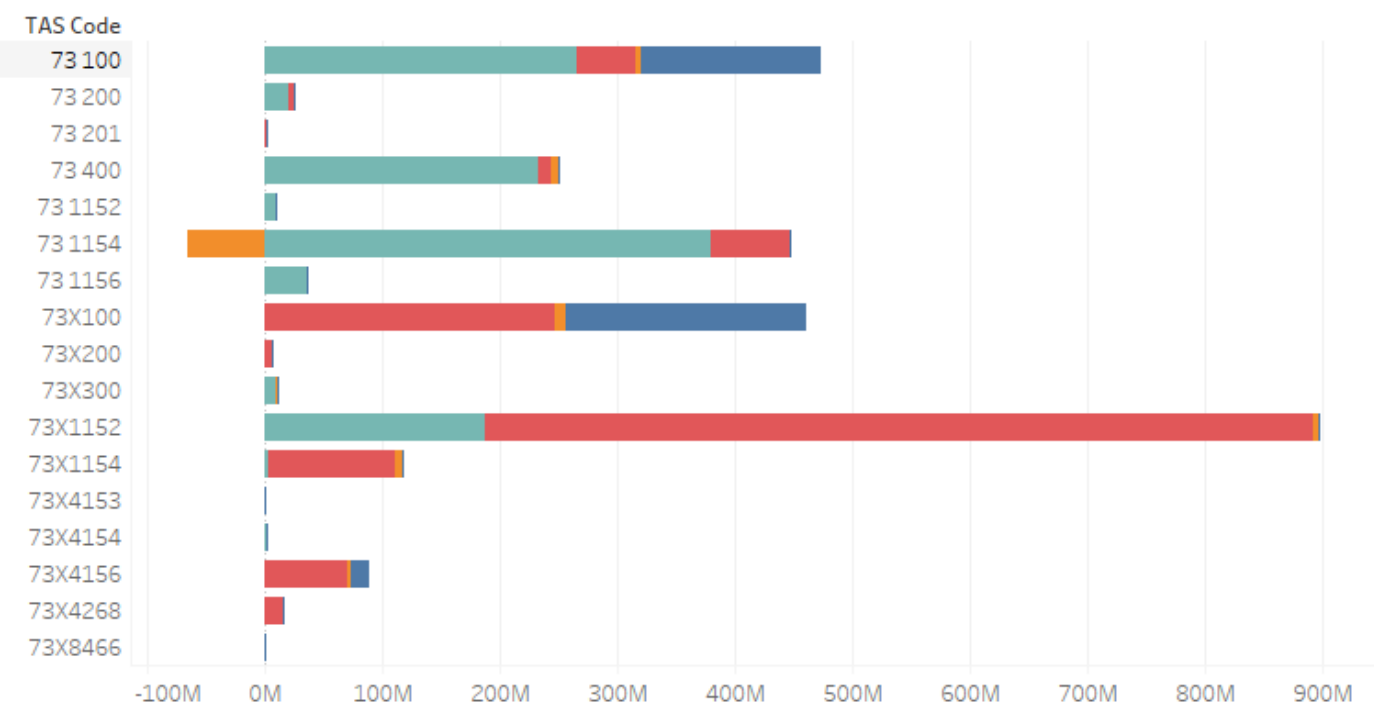
Legend

- Otherbudgetaryresourcesamount..
- Adjustmentstounobligatedbalanc..
- Budgetauthorityunobligatedbala..
- Budgetauthorityappropriatedamo..

Spending By Account

(All) ▼

Budget Authority by TAS Codes





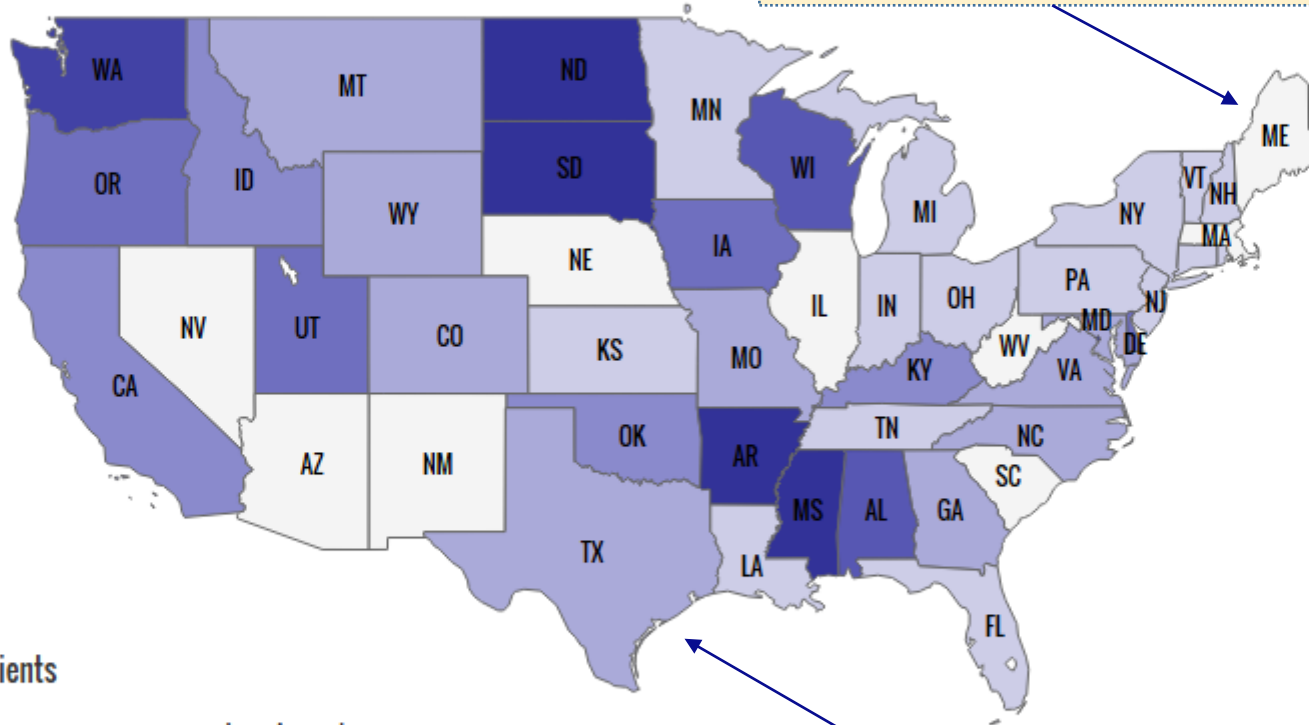
Per Capita Small Business Administration Loan Guarantees FY17

Total or Per Capita

Region, State, or County

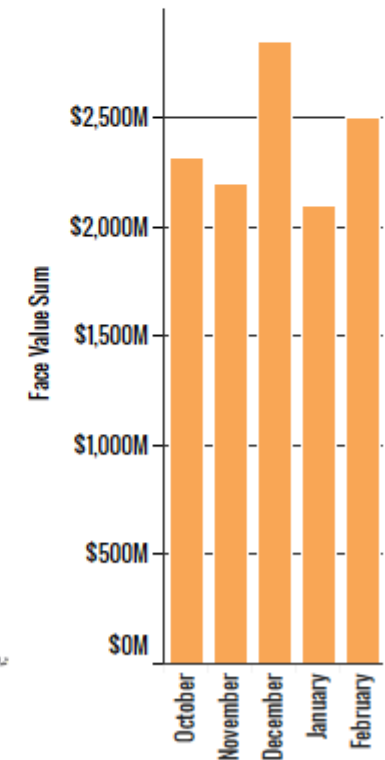
Per Capita

State



Total Amount of Loans: **\$10.7B**
Total Number of Loans: **30,503**
Largest Loan Size: **\$105M**
Smallest Loan Size: **\$200**
Average Loan Size: **\$315K**

Spending by Month



Loan Recipients

| Recipient Name | Loan Amount |
|-----------------------------------|---------------|
| Plexus Fund IV-A, L.P. | \$105,000,000 |
| LongueVue Capital Partner III,... | \$85,660,000 |
| Stonehenge Opportunity Fund.. | \$75,000,000 |
| TCPC SBIC, LP_2 | \$75,000,000 |
| Deerpath Funding Advantage .. | \$54,350,000 |
| ST. CLOUD CAPITAL PARTN.. | \$52,045,000 |

© OpenStreetMap contributors

Source: Data retrieved from USAspending.gov on March 15th, 2017. For each award, "loan amounts" reflect positive net transaction activity that occurred between October 2016 and February 2017.

Next Steps for Small Agencies

- ▶ Prepare for public questions and comments about your data
 - Submit a group email address or POC for public inquiries to DATAPMO@fiscal.treasury.gov
- ▶ Engage with Federal Shared Service Provider (if applicable) on DATA Act reporting efforts
- ▶ Test data monthly to ensure data is complete, accurate, and assess for overall data quality



For More Information

Email: DATAPMO@fiscal.treasury.gov

<https://fedspendingtransparency.github.io/>

<https://usaspending.gov/>



Questions?



Thanks!

Contact Us: DATAPMO@fiscal.treasury.gov

